



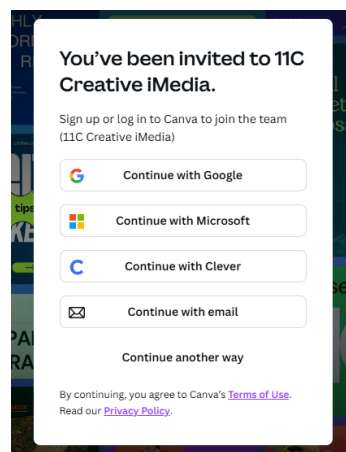
FREE ILLUSTRATION & GRAPHIC DESIGN SOFTWARE

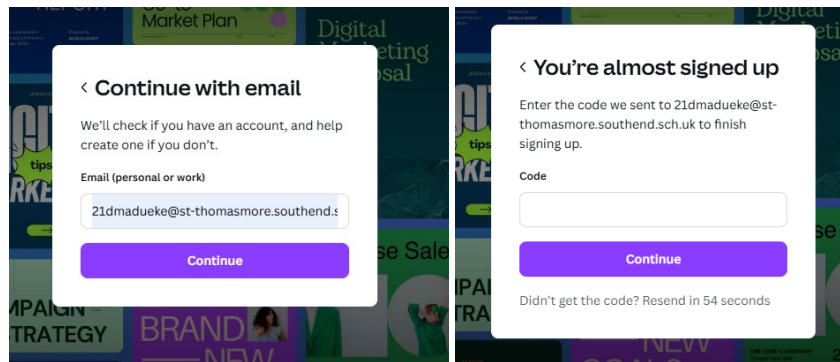
Affinity is now available for **free to schools** with a **verified Canva for Education accounts** (all staff and pupils at STM). If you have already verified your school **Canva account**, you can go straight to **STEP 2**, here you can click the link and download the Affinity 2 Suite for Mac or PC at home.

SIGN IN/VERIFY CANVA



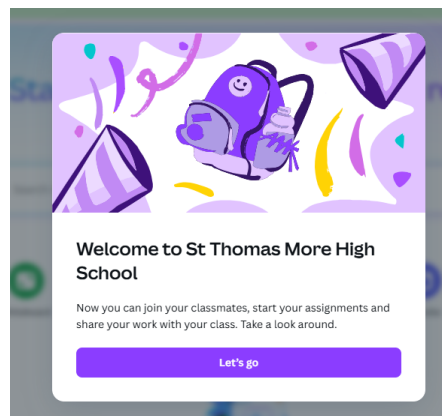
STEP 1: Login/Sign up to Canva using your School Email (Microsoft Account) **OR** if you have a Class Invite, click the link and continue with Microsoft (school email).





After entering your email, it will send you a code. This will then verify you as a member of St Thomas More High School (do not use a personal email).

After that you can click Let's Go! This will take you into Canva.



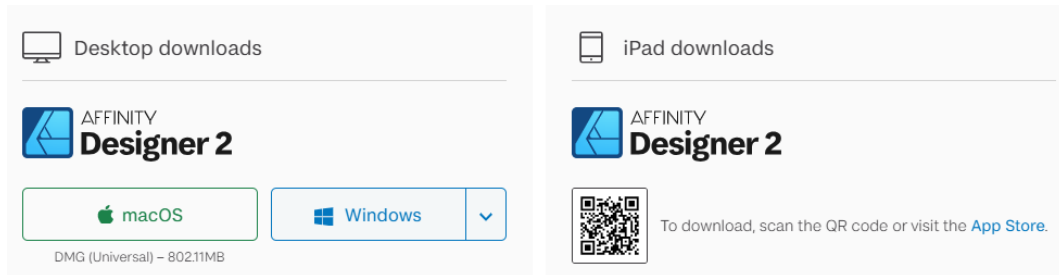


ACCESSING AFFINITY SUITE

STEP 2: Download your free Affinity software for HOME USE using the link Below

LINK> [AFFINITY FREE FOR SCHOOLS | DOWNLOADS](#)

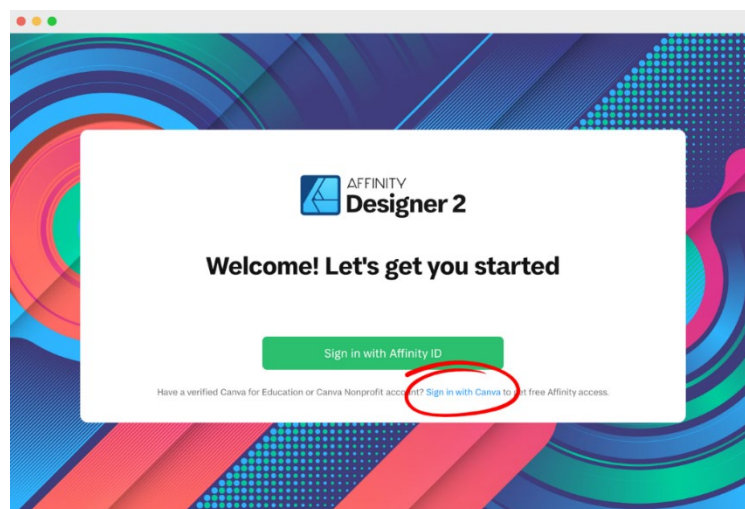
You can start with one Affinity product on one platform or opt to install the entire suite on all your supported devices. It's completely up to you. For coursework for **Creative iMedia** and **Media Studies** we will need to download **Affinity Designer 2**.



STEP 3: Sign in to Affinity with your verified Canva for Education account

Once you've installed your chosen app, you'll be prompted to sign in. To avoid confusion, follow the steps as outlined below:

1. On the first sign-in prompt, select Sign in with Canva.





2. Select Sign in with Canva again. You'll be redirected to a page where you can authorize Affinity to access your Canva account. You can use your school email for logging in **e.g.25jbloggs@st-thomasmore.southend.sch.uk**
3. Select Allow. A pop-up window may appear on your browser.
4. Select Open **Affinity Designer 2.app** (or another app). You should see a welcome message on the Affinity app.

NOTICE: CURRENT YEAR 10/11 COURSEWORK

If you originally created your work in Affinity Designer 1 in school, please note that once it's opened and saved in Affinity Designer 2, it will no longer be compatible with Affinity Designer 1. To avoid issues, only open your files in Affinity 2 if you're comfortable continuing your coursework there.



Any questions please email: lbarrett@st-thomasmore.southend.sch.uk

