

St Thomas More High School

Examination Results 2017*

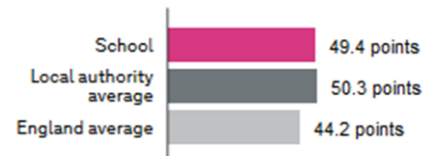
[KS4 Exam Results 2017](#)

Progress 8 score ?

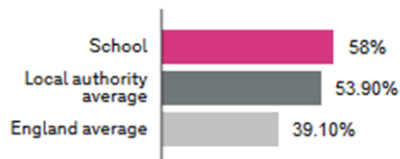
Average + 0.02

[More score details](#) ?

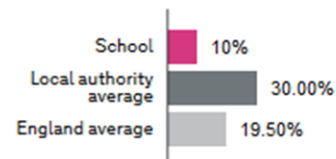
Attainment 8 score ?



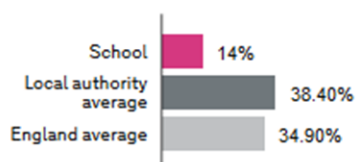
Grade 5 or above in English & maths GCSEs ?



Achieving EBacc at grade 5/C or above ?



Entering EBacc ?



Staying in education or entering employment ?



*Provisional Results

KS5 Exam Results 2017

Qualification Type	Value Added	Average Grade
A-Level	0.18	C+
Academic	0.18	C+
Applied General	0.07	Distinction+
Tech Levels	NE	NE

English and Maths Measures

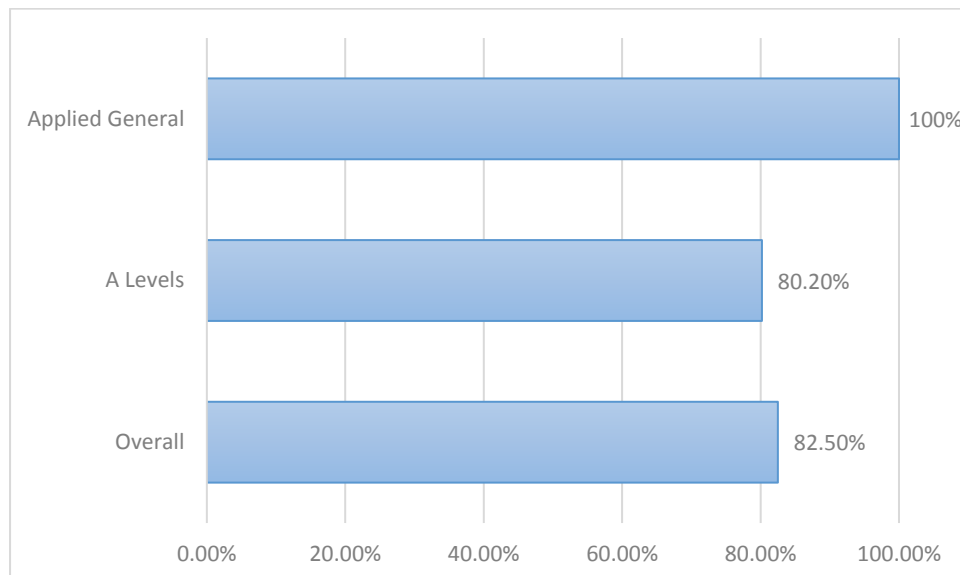
These scores show how much progress students at this school or college made in English and maths qualifications such as GCSE re-takes, between the end of key stage 4 (opens a popup) and the end of the 16 to 18 phase of education.

English 0.5 VA

Maths -0.50 VA

Retention

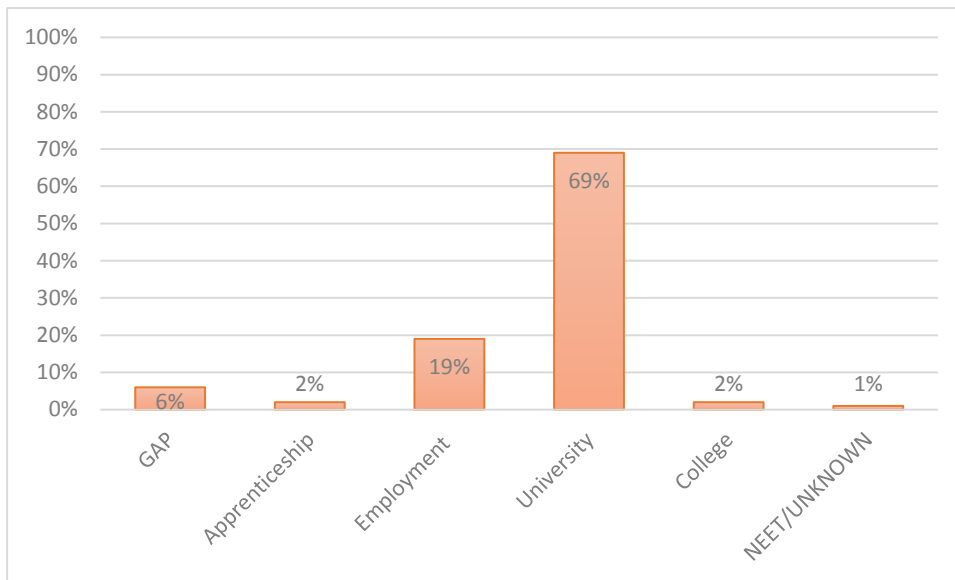
This is the proportion of students who get to the end of the main programme of study that they enrolled on at your institution, shown separately for each qualification type.



*Provisional Results

Sixth Form Destinations

This is the percentage of students who continue in education or training, or move on to employment in the year after the end of key stage 4.



*Provisional Results