


St. Thomas More High School

RESULTS SUMMARY
2015-2016



All results given are unvalidated and subject to change



A Level Results and Comments



A2 RESULTS

| | |
|--------------------------------------|---------------|
| A* - B | 40% |
| A* - C | 72.5% |
| A* - E | 99.7% |
| Ave. Points score per student | 680.02 |
| Value added (approx.) | 0.02 |

Key Trends

%A*-C:

- ★ has increased by 6.5% from last year.
- ★ This is the highest we have ever achieved.

%A*-B:

- ★ has increased by 7% from last year .
- ★ this continues a three year rising trend and is also our highest ever!

Gaps between pupils

- ★ this year the gaps between gender, ethnicity, SEN and no SEN, PPG and non PPG, EAL and non EAL have all closed or do not exist.

Progress Measure – Value Added

- ★ A level students have a starting point – KS4 points when they join the 6th Form. From this starting point KS5 Targets are generated, their end point.
- ★ If their attainment exceed their target then they have added value. This is shown by a positive number.
- ★ If their attainment falls below their target then they haven't added value and this is shown by a negative number.

The majority of our students who have applied to university have been accepted to study the course which they have applied for and several students have been successful in their applications to Russell Group Universities.

Whilst these students achieved top grades and will take up their places at some of the country's top universities, we pride ourselves on offering opportunity to all our students. As a result, a number of our students, who might not have been allowed entry onto A Level courses elsewhere, have gained commendable grades, giving them access to university education. We are delighted that an increasing number have been offered apprenticeships with some excellent companies. We are equally proud of all of our students who have worked hard to obtain their results. A more comprehensive list of destinations will be available once students have enrolled at university in October/November.




ST THOMAS MORE HIGH SCHOOL

A2 SUMMER 2015



DEPARTMENTAL RESULTS

| Subject | Entries | Attainment % A* - C | Average Grade per entry | Value Added Score |
|--------------------------------------|----------------|--------------------------------|------------------------------------|------------------------------|
| Applied ICT | 13 | 69.2 | C- | 0.16 |
| Biology | 12 | 66.7 | C+ | 0.16 |
| Business Studies | 32 | 68.8 | C | -0.29 |
| Chemistry | 7 | 57.1 | C- | -0.29 |
| Computer Studies | 9 | 22.2 | D | -0.23 |
| D & T | 2 | 100 | B- | 0.01 |
| English Language | 24 | 54.2 | C- | -0.41 |
| English Literature | 15 | 60 | C | -0.23 |
| Fine Art | 6 | 100 | B+ | 0.36 |
| General Studies | 7 | 100 | B | 0.35 |
| Geography | 28 | 89.3 | B- | 0.11 |
| Geology | 22 | 86.4 | B- | 0.30 |
| History | 15 | 66.7 | C | -0.11 |
| Maths | 23 | 56.5 | C+ | 0.11 |
| Media Studies | 16 | 100 | B- | 0.40 |
| P.E | 8 | 75 | B- | 0.58 |
| Physics | 9 | 55.6 | C- | -0.14 |
| Psychology | 15 | 80 | C | 0.17 |
| R.E. | 18 | 77.8 | C | -0.30 |
| Spanish | 1 | 100 | C | -0.08 |
| Extended Project Qualification (EPQ) | 11 | | A- | 0.42 |
| Business BTEC – Diploma | 22 | 63.6 | DD+ | 0.11 |
| IFS L3 Diploma (Finance) | 31 | 71 | D | -1.31 |



ST THOMAS MORE HIGH SCHOOL A2 SUMMER 2015



The following results were also obtained at A2 by students who followed a bespoke curriculum outside of their timetabled lessons at St Thomas More.

| Subject | Entries | Attainment % A* - C | Average Grade per entry | VA score |
|------------------------------|---------|------------------------|----------------------------|----------|
| Dance | 1 | 100 | B | -0.10 |
| Drama and Theatre Studies | 1 | 100 | C | -0.04 |
| Italian | 1 | 0 | D | -0.39 |
| Law | 2 | 100 | A | 0.46 |
| Music | 1 | 0 | D | -0.10 |
| Portuguese | 1 | 100 | C | -0.04 |

Progress Measure – Value Added

- ★ The difference of 0.3 roughly equates to a grade at AS/.A Level

AS RESULTS 2015

| | |
|-----------------------------------|---------------|
| A – B | 24.94% |
| A – C | 52.35% |
| A – E | 91.11% |
| Value added (approx..) | 0.08 |

Key Trends

%A-E:

- ★ has increased by 1.98% from last year.
- ★ This is the second highest we have achieved since the Sixth Form opened.

%A-C:

- ★ has slightly decreased by 0.69%
- ★ this is our second highest A - C result

%A-B:

- ★ has decreased by 4.63% from last year




AS LEVEL DEPARTMENTAL RESULTS



| Subject | Entries | Attainment % A* - C | Average Grade per entry | Value Added Score |
|--------------------|---------|------------------------|----------------------------|----------------------|
| Applied ICT | 19 | 13.3 | D- | |
| Biology | 18 | 57.1 | D+ | 0.10 |
| Business Studies | 44 | 61 | D+ | -0.07 |
| Chemistry | 15 | 50 | C- | 0.06 |
| Computer Studies | 12 | 58.3 | C | 0.29 |
| D & T | 7 | 100 | C | 0.85 |
| English Language | 38 | 74.3 | C | -0.03 |
| English Literature | 13 | 92.3 | C+ | 0.25 |
| Fine Art | 5 | 80 | B- | 0.22 |
| General Studies | 20 | 40 | D- | -0.16 |
| Geography | 41 | 54.5 | D- | -0.02 |
| Geology | 37 | 45.2 | D | -0.46 |
| History | 22 | 50 | C | -0.07 |
| Maths | 46 | 58.6 | C | 0.35 |
| Media Studies | 11 | 70 | C+ | 0.04 |
| P.E | 12 | 45.5 | D | 0.32 |
| Physics | 17 | 54.5 | C | 0.30 |
| Psychology | 53 | 26.1 | E | -0.59 |
| R.E. | 21 | 81 | B- | 0.57 |
| Critical Thinking | 20 | 10 | E- | -0.91 |

The following results were also obtained at AS by students who followed a bespoke curriculum outside of their timetabled lessons at St Thomas More.

| Subject | Entries | Attainment % A* - C | Average Grade per entry | VA score |
|---------------------------|----------------|--------------------------------|------------------------------------|-----------------|
| Drama and Theatre Studies | 1 | 100 | B | 0.384 |
| Economics | 1 | 100 | B | 0.09 |
| French | 2 | 100 | C | 0.11 |
| Further Maths | 4 | 100 | A- | 0.21 |
| Government & Politics | 2 | 100 | C | 0.00 |
| Italian | 1 | 0 | D | -0.29 |



ST THOMAS MORE HIGH SCHOOL GCSE SUMMER 2015



| | Yr 11 (144) | PPG (18) |
|---|-------------|----------|
| 5+ A* - C % | 84.7 | 66.7 |
| 5+ A* - C % incl. Eng, Maths | 72.2 | 61.1 |
| 5+ A* - C % incl. Eng, Maths & Sci | 70.8 | 61.1 |
| Progress 8 | 0.37 | 0.04 |
| % Achieving the E-Bacc | 20.1 | 11.1 |
| % 3 Levels of Progress in English | 71.9 | 66.7 |
| % 3 Levels of Progress in Maths | 81.8 | 66.7 |
| % 4 Levels of Progress in English | 31.9 | 27.8 |
| % 4 Levels of Progress in Maths | 37.1 | 22.2 |

DEPARMENTAL RESULTS

| Subject | Entries | A* - C % | 3 LOP % | 4 LOP % |
|---------------------------|---------|----------|---------|---------|
| Art | 22 | 95.5 | 95.5 | 76.2 |
| Biology | 25 | 96 | 84 | 56 |
| BTEC Food | 21 | 100 | 87.5 | 43.8 |
| BTEC Sport | 10 | 60 | 40 | 20 |
| BTEC Business | 35 | 97.1 | 85.7 | 42.9 |
| Business Studies | 49 | 79.6 | 73.3 | 42.2 |
| Chemistry | 25 | 100 | 88 | 68 |
| Citizenship(short course) | 27.5 | 96.4 | 85.5 | 50.9 |
| Computing | 25 | 92 | 79.2 | 45.8 |
| D & T | 43 | 72.1 | 61.9 | 3.3 |
| English Language | 144 | 75.7 | 68.4 | 29.3 |
| English Literature | 136 | 66.9 | 71.5 | 49.2 |
| French | 38 | 73.7 | 45.9 | 8.1 |
| Geography | 105 | 88.6 | 86.9 | 62.6 |
| History | 58 | 77.6 | 66.7 | 35.1 |
| ICT | 27 | 88.9 | 91.7 | 62.5 |
| Maths | 144 | 90.3 | 81.3 | 38.1 |
| Media Studies | 39 | 76.9 | 73 | 37.8 |
| Music | 9 | 55.6 | 62.5 | 0 |
| PE | 43 | 90.7 | 79.1 | 34.9 |
| Physics | 25 | 96 | 92 | 52 |
| R.E. | 139 | 72.7 | 70.8 | 29.2 |
| R. E. (short course) | 15.5 | 87.1 | 86.7 | 66.7 |
| Science (Additional) | 95 | 86.3 | 78.3 | 40.2 |
| Science (Core) | 118 | 73.7 | 67.6 | 32.4 |
| Spanish | 10 | 60 | 60 | 20 |

The % 3 LOP and 4LOP for each subject is based on the progress students have made from their KS2 starting points taken as an average of their English and Maths KS2 levels. This is a useful context to have when looking at subject LOPs particularly in practical subjects or those not studied at KS2.

Outstanding results are 80% 3LOP and 40% 4LOP (approximately).

All results given are unvalidated and subject to change